

S60 SEDAN MOTOR YACHT - Black Edition



S60 SEDAN MOTOR YACHT

Pricing effective 02-Sep-2024 to 28-Jun-2025
for boat contracts for selected production build slots in 2025

All prices in Australian Dollars

Client:

Date:

Address:

Boat #:

Sales Agent:

STARTING BOAT PRICE (AUS)

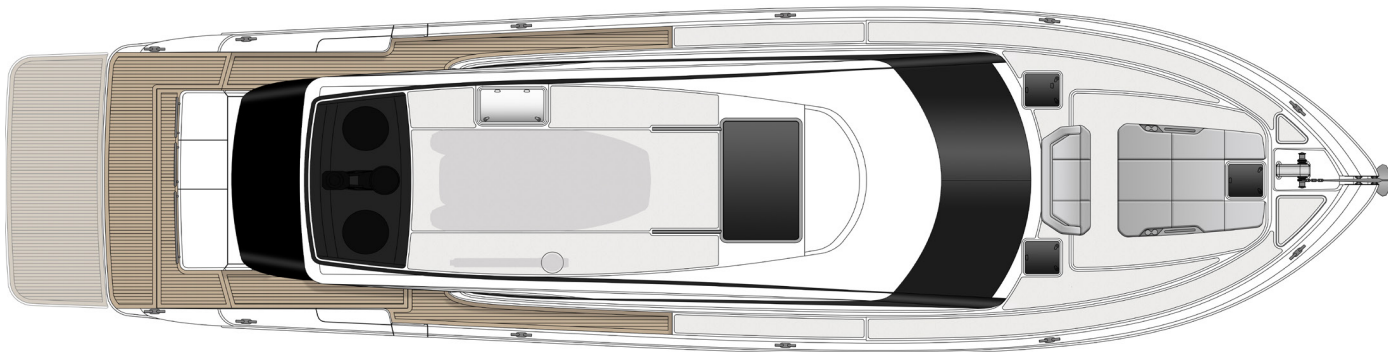
AU \$3,808,000

LENGTH OVERALL	18.53 M	60' 10" FT
HULL LENGTH ISO	18.34 M	60' 2" FT
BEAM	5.220 M	17' 2" FT
DRAFT (subject to fitout and load conditions)	1.5 M	4' 11" FT
DRY WEIGHT (subject to fitout and load conditions)	32,600 KG	71,870 LBS
FUEL CAPACITY (usable fuel)	4,550 L	1,200 US GAL
WATER CAPACITY	700 L	185 US GAL
HOLDING TANK CAPACITY	300 L	79 US GAL
SLEEPING CABINS	3 STANDARD	
SLEEPING CAPACITY	6 STANDARD	
ENGINES	2 X VOLVO D13 - 800 MHP ZF	
GENERATOR		17.5 kW 50 HZ

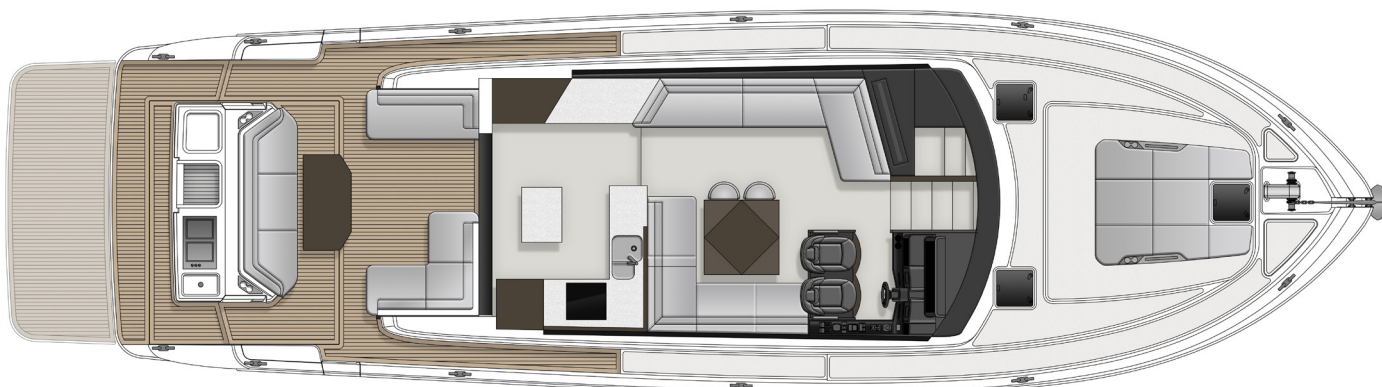
DISCLAIMER | 1 YEAR WARRANTY – 5 YEAR STRUCTURAL

The information contained in this product specification document inclusive of drawings is a guide only and Maritimo and all its' associated entities (Maritimo) will not be held liable for any loss suffered, due to inaccuracy of the information contained in this document by any individual, partnership, corporation and their predecessors, successor, assigns. etc. that solely rely on this information as a basis to make their decisions whether in contract, tort or otherwise. Maritimo reserves the right to change these specifications subject to any reason and at any time it determines, including but not limited to foreign currency exchange rate fluctuations and product availability.

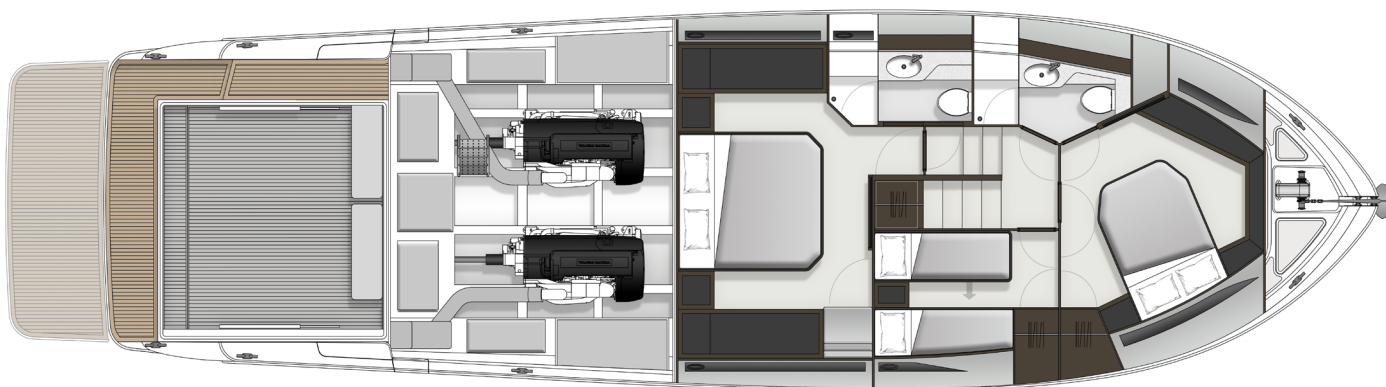
PLANS



HARDTOP



MAIN DECK



LOWER DECK

Note: plans may be shown with some optional features

STANDARD SPECIFICATIONS

AIR CONDITIONING

- Air conditioning to saloon 3 x 12,000 BTU
- Air conditioning to master stateroom 1 x 12,000 BTU
- Air conditioning to forward stateroom, split to starboard cabin 1 x 12,000 BTU
- Air conditioning to bathrooms
- Air conditioning - windscreen demist

HULL TECHNOLOGY

- Deck and wheelhouse – fibreglass with core
- Hardtop – fibreglass with core
- Forward & aft hull windows
- Fuel tanks integral GRP
- Fully integrated structural hull liner with patented bonding process (GRP)
- Hull - solid fibreglass bottom
- Hull anti-foul (not covered by 5 year structural warranty)
- Main bulkheads free standing fibreglass with core
- Propspeed to propellers, rudders and drive line
- Variable dead rise deep V hull with moulded spray rails
- Water tight collision bulkheads

ENGINEERING

- Acoustic sound insulation
- Ball valves and skin fittings 316 stainless steel below water line
- Bilge pumps - auto - 6 x 1600 GPH
- Controls – single lever electronic single station
- Engine bearers – moulded solid fibreglass
- Engine exhaust risers and aqualift mufflers, water separator to generator with side exit
- Engine instruments – electronic single station
- Engine room air intake washable filters
- Engine room air extraction
- Engine room fire system auto / manual
- Engine room lighting AC off inverter
- External and internal strainers fitted to water intakes
- Flexible engine mounts
- Fresh water heater (AC only) – quick recovery
- Fresh water pump fitted with accumulator tank
- Fresh water tank and separate water filter for galley
- Fresh water tap in engine room
- Fuel filters – primary filters for each main engine and generator
- Fuel lines – approved rubber. All fittings swaged
- Fuel tanks (GRP) with sight gauge
- King Starboard floor between engines
- Lazarette ventilation
- Power steering – Tiller system with emergency locking pins
- Propellers computer machined Nibral 5 blade
- Rudders and struts - high tensile bronze
- Shaft seals - dripless, with spare seals
- Shafts – 2 ¼” duplex – stainless steel
- Smoke detectors x 4, master and fwd staterooms, stb cabin, saloon
- Thruster – bow and stern thruster incl. hand held remote
- Toilet holding tank
- Trim tabs – hydraulic

ELECTRICAL

- Batteries House - house bank - 4 x 200 Ah
- Batteries Start - 2 x port, 2 x starboard start - 900cca
- Battery charging: inverter charger 4 kW - 100 Amp charger
- Battery switching - dedicated engine batteries isolate each engine
- Paralleling switches link systems for starting and charging
- Bonding system - 1 x large anode. Tinned bonding wire to skin fittings and heavy bonding between main engines and generator
- Earthing - RCD fitted to all sub circuits. Polarity warning device on shore power and power points - 1 x galley, 1 x master stateroom, 1 x forward stateroom, 1 x starboard cabin and 1 x entertainment unit
- Electrical panels - dedicated DC panels for accommodation deck. Load sharing AC panels
- Electrical wiring - tinned wiring where applicable coded and labeled
- Fuel gauge to electrical panel
- Generator - fitted with sound shield and 24 volt charging alternator with water separator to exhaust
- Inverter supplies multiple power points, fridge, TVs and stereos
- Navigation lights
- Self contained fire suppression system to electrical panel
- Solenoid pack for auto pilot
- Vimar AC / USB / USC charger outlets to master & forward staterooms x 2, starboard cabin x 1, helm x 1, galley x 1 and saloon x 1
- Water gauge at electrical panel

MAIN DECK

- Anchor - self stowing 40kg stainless steel anchor with 60 metres of 10mm chain and heavy duty bow roller self loading
- Black - forward window mullion and rear quarter panels
- Bow stowage locker with freshwater tap
- Electric horn
- Finish - forward side decks and trunk cabin in non skid GRP
- Fuel filler on port and starboard sides
- Hatches x 3 - with blinds (fwd cabin - escape hatch)
- LED step lights to boarding steps and external walk around steps port & stbd (total 6)
- Rails - stainless steel, bow and grab rails
- Stainless steel cleats bow, spring and stern – total 10
- Sullage pump out situated in cockpit coaming
- Sun lounge with adjustable back rest and cover
- White PVC high-impact rubbing banding with stainless-steel insert
- Winch - Muir Jaguar reversible 24 volt heavy duty horizontal winch with fore deck and helm controls

HARD TOP UTILITY DECK

- Access hatch with ladder from upper cockpit portside
- Black - painted targa
- GRP non- skid
- Harness points (eyebolts)
- Moulded position for Davit
- Stainless steel grab rails

STANDARD SPECIFICATIONS

HELM STATION

- Drink holders x 4 on console
- Helm seat x 2 - **Black Edition** - electric up/down, fore/aft, recline and heating on timber box with footrests
- Helm station - **Black Edition** design - fully equipped with steering, engine controls, engine instrumentation, bow and stern thruster control, trim tab controls, winch up/down controls, compass, 1 x navigation down light
- Mounting positions for optional navigation dome / radar on hard top
- Muir chain counter readout only
- Search spotlight with remote control
- Windscreen wiper and washer x 3 with intermittent wiper control

GALLEY

- Bench tops - solidsurface
- Dishwasher - dish drawer to galley bench
- Doors - sliding glass doors leading to cockpit
- Drawers for plates, cutlery and pans etc
- Flooring - Karndean
- Ice maker with storage to entertainment unit on port side
- Island bench in galley with solidsurface top and cupboards below
- LED lights to galley
- Pantry - slide out
- Premium Cook Top - 4 burner
- Premium Combination Microwave Oven
- Premium Refrigerator / Freezer - 2 Door (AC)
- Rangehood
- Rubbish receptacle
- Stainless steel sink with mixer tap and cupboard underneath

SALOON

- AC and DC control panel
- Blinds - Shangri La Silhouette roller blinds to side windows and aft doors
- Dinette table - manual hi-low folding table on pedestal
- Flooring internal - wool carpet (Action Back - Stone)
- Hardtop hatches x 2 to saloon interior with blinds (deleted if sunroof option is selected)
- Lounge - L-shaped, leather upholstered, starboard
- Lounge - L-shaped, leather upholstered, port
- Lounges in Contemporary Style
- LED down lights to saloon
- Windows: tinted and toughened fixed glass

MASTER STATEROOM

- Bed - king size island berth with inner spring mattress and sewn pillow top
- Bed head - upholstered
- Bedside drawers
- Blinds - Shangri La Silhouette roller blinds to port and starboard windows
- Day lounge - leather upholstered in Contemporary Style
- Drawer units - port and starboard
- Flooring internal - wool carpet (Action Back - Stone)
- Flooring ensuite - Karndean (shower base GRP)
- Full beam master
- Hanging locker - full height hanging locker to entrance (cedar lined)
- Hanging locker - half height forward hanging locker (cedar lined)
- LED down lights
- Master ensuite - fresh water flush toilet, shower with automatic pump, frameless glass shower screen, opening port with block out cover, vanity with mirror, solidsurface bench top, towel rails, robe hooks and LED down lights
- Mirror - full height
- Panoramic hull windows with opening port lights
- Portside storage (**Black Edition**) into aft end of standard drawer sets, to include a pull out lid
- TV - 43" LED (fixed)

FORWARD STATEROOM

- Bed - queen size, offset island berth with inner spring mattress, sewn pillow top and lift up storage. **Black Edition** lowered bed design with under bed set-up for future storage and charging of a stick vacuum
- Bed head - upholstered
- Bed side tables
- Deck hatch with blind
- Drawer unit to forward front cabin
- Flooring internal - wool carpet (Action Back - Stone)
- Flooring ensuite - Karndean (shower base GRP)
- Hanging Locker- full height locker to starboard (cedar lined)
- Guest bathroom - shared with companionway - fresh water flush toilet, shower with automatic pump, frameless glass shower screen, vanity with mirror, LED down lights, solidsurface bench top, deck hatch with blind, towel rails and robe hooks
- LED down lights
- Mirror - full height
- Panoramic hull windows
- Window block out covers
- TV - 43" LED (fixed)

STANDARD SPECIFICATIONS

STARBOARD CABIN

- Beds - twin single, side by side
- Blind - roller blind to window
- Deck hatch with blind and integrated emergency escape ladder
- Flooring internal - wool carpet (Action Back - Stone)
- Hanging locker - full height (cedar lined)
- LED down lights
- Mirror - full height
- Panoramic hull window

UPPER COCKPIT

- Access hatch with steps to engine room
- Access hatch with ladder to hardtop
- Actuators - electric heavy duty actuators to euroboot
- **Black Edition** larger designed cockpit module, set back on deck to increase upper cockpit floor space
- **Black Edition** designed forward facing seat with white cover
- **Black Edition** designed fixed cockpit table to forward facing seat on stainless steel twin pedestals with white cover
- Fresh water tap
- Forward facing lounge with vinyl cushions to match interior and cover
- LED lighting
- Raw teak folding table, on stainless steel pedestal with cover
- Rope lockers - port and starboard
- Teak laid decking to upper cockpit
- Transom gates (stainless steel) port and starboard sides

LOWER COCKPIT - ADVENTURE DECK

- Access hatch to lazarette
- Cockpit shower hot and cold
- Cockpit floodlights x 2 mounted to aft end of hardtop
- Dockside water fitting
- Lower cockpit entertainment unit - **Black Edition** designed with;
 - plate fridge
 - access door to lazarette
 - large Epicure stainless steel BBQ AC volt with safety switch (600 x 325) and controls on top
 - sink
 - GPO
- Manual folding swim ladder
- Storage lockers - double size to port & starboard
- Teak laid decking
- Twin shore power inlets 2 x 16 amp

GENERAL

- **Black Edition** pull-out laundry drawer to companionway
- **Black Edition** upgraded headliner panels (Ocean Pebble) to the ceiling of the cockpit
- **Black Edition** bathroom chrome fittings
- Boat hook
- Docking lines x 4
- Fenders x 4
- Flooring engine room - U-Deck to engine room floor and steps
- Flooring lazarette - Infinity vinyl to lazarette floor and steps
- Fresh water hose coil
- Hand held fire extinguishers 1kg x 3
- Owners pack
- Set of flares, life jackets and coastal safety gear
- Shore power leads x 2

ADDITIONAL INCLUSIONS

- TVs - fit air antenna, cabling, GPO mounts & lift for saloon dealer install of TV. Factory to install master & forward stateroom wall mounted (AUS) TVs
- Apollo Entertainment System with premium Krix speakers and sub woofer to saloon
- Cockpit speakers - 2 x Krix speakers with fixed remote
- Upgrade to Mood Lighting Package (interior and exterior)
- Dimmers to Mood Lighting zones
- Lower windscreen covers, front & side triangle windows (black Breezeway)
- Panoramic sliding windows to saloon
- Starboard Cabin - single beds to slide together to form a double bed
- Upgrade entire bathroom flooring to Solidsurface (shower / ensuite)
- Stainless steel cockpit rails - suitable for tying fenders
- Standard Soft Furnishings Package with TTDS (total 4hrs consultation time)
- Credit safety equipment - Export only
- Forward and aft hull windows (total 6)
- Additional port holes x 3 - starboard cabin x 1, master stateroom x 2 going forward on the port and starboard sides (total 6)
- Upgrade anchor & winch - anchor to become 40kg, winch to Muir Jaguar with additional 20m of chain

OPTIONS

ENGINE UPGRADES

Volvo D13 - 1000 mhp -ZF NET ☐ \$POA

Volvo D13 - 1000 mhp - TD NET ☐ \$POA

Scania DI13 - 900 mhp - TD NET ☐ \$ POA

HELM

Engine controls - Volvo - port side cockpit NET ☐ \$12,305

Engine controls - Twin Disc / ZF NET ☐ \$19,140

Yacht Controller - dual band with hand held remote ☐ \$26,335

PAINT

Painted Hull - polyurethane - includes boot top ☐ \$65,425
☐ non metallic ☐ metallic

Painted Hartop polyurethane - includes domes & masts in non-metallic ☐ \$32,630
☐ non metallic ☐ metallic

Paint radar, domes & mast - Black (non-metallic) ☐ \$3,380

FORWARD DECK

Sun bed **Black Edition** design and cover, will integrate with future tender install ☐ \$11,210

Sun bed **Black Edition** design with folding back rest and cover ☐ \$12,305

DAVITS

Hardtop - 350kg Compact Davit - 3 function Hydraulic (Slew, Luff & Extension) ☐ \$48,645
will reduce your # of peope on board by 4 people

WATER MAKER

Idromar IDRO-MC2J -130 Litres/Hour - Water maker with Sand Filter ☐ \$36,405

Pre-fit for Dealer installed Watermaker: skin fitting, 240v GPO ☐ \$POA

PLATFORM

Hydraulic teak laid swim platform (1.4 M / 4'7") ☐ \$70,330

Fixed teak laid swim platform (1.4 M / 4'7") ☐ \$22,365

OPTIONS

LIGHTS

Underwater LED lights x 4 aft facing (blue) ☐ \$7,070

Underwater LED lights x 4 aft facing (white) ☐ \$7,070

ELECTRICAL

Upgrade house & start batteries to AGM Full River ☐ \$9,045

Sat TV6 KVH ☐ \$19,655

TV6 Dummy Dome ☐ \$3,845

Seaview mast for radar and satellite TV ☐ \$5,455

Install owner supplied Starlink Marine Package which must incorporate a 25M Starlink cable ☐ \$3,245

or Install owner supplied 25M Starlink cable for future owner install of Starlink Marine Package ☐ \$1,230

Upgrade interior GPOs ONLY to International Multi Region GPOs ☐ POA

1 x 32 amp dock with circuit breaker box to 2 x 16 amp inlets (boat end) lead ☐ \$1,915

1 x 32 amp dock, 3 phase to circuit breaker box and 2 x 32 amp inlets (boat end) lead. Includes 1 x 15 amp dock to 32 amp shorepower (boat end) lead ☐ \$3,045

Additional Vimar AC / USB / USC charger outlet (details in NSE / CV) EACH ☐ \$770

COVERS

Lower windsreen cover - select colour ☐ STD ☐ STD - White Stamoid or ☐ Black Breezeway ☐ STD

Cockpit black Breezeway enclosure - 3 sides, roll up, incl. 1/4 panel clears ☐ \$11,050

Cockpit clear enclosure - 3 sides, roll up, incl. 1/4 panel clears ☐ \$13,420

Cockpit 1/4 panel clears ☐ \$4,180

Cockpit rear awning fixed - select colour ☐ \$6,995
☐ white ☐ black

Removable lower aft cockpit euro awning with stainless steel poles to swim platform ☐ \$6,420

COCKPIT

Bi-fold doors to galley ☐ N/C

Upgrade STD forward facing lounge to a **Black Edition** U-Shape using removable Chaise Ottomans x 2 to form the U shape with white cover ☐ \$5,180

Upper cockpit lounge - **Black Edition** starboard L-shaped lounge seating with white cover ☐ \$15,160

Upper cockpit lounge - **Black Edition** port lounge seating with white cover ☐ \$9,985

K'archer pressure cleaner, one outlet with hose to reach bow ☐ \$5,355

Rod holders x 2 to cockpit ☐ \$1,380

OPTIONS

LAZARETTE

Flooring lazarette - **Black Edition** finish - Infinity vinyl to flooring, steps and white Breezeway to skirting ☐ \$4,965

Rod holder storage to lazarette **Black Edition** ☐ \$585

SALOON AND GALLEY

Electric sunroof to hardtop with blind ☐ \$26,145

Wine fridge to galley ☐
Under stairs ☐ \$8,180
(not when twin drawer fridge selected)

or Twin Drawer Fridge to port galley
☐ Fridge / Fridge ☐ \$ 6,980
☐ Freezer / Freezer

Ottoman with storage EACH ☐ \$1,990

Ottoman - fold out table with storage EACH ☐ \$2,230

OTHER

Bosch Washer / Dryer combo - lower companionway ☐ \$6,515

Bosch Washer - lower companionway ☐ \$5,015

Bosch Dryer - master entry ☐ \$3,840

Upgrade STD blinds to saloon and master stateroom to **Black Edition** rechargeable battery operated electric roller blinds ☐ \$4,855

Custom soft furnishings package ☐ \$POA

CABINS

Master Stateroom - Starboard side Option 1 - one bank of two drawers and a top slide out computer/ vanity with std day lounge ☐ \$825

Master Stateroom - Starboard side Option 2 - Two banks of three drawers, aft day lounge shortened ☐ \$6,030

Master Stateroom - Starboard side Option 3 - Three banks of three drawers in lieu of day lounge ☐ \$6,030

Master Stateroom - Starboard side Option 4 - Three banks of drawers - and a hollow section with slide out computer / vanity in lieu of day lounge ☐ \$6,030

Master Stateroom - Starboard side Option 5 - Full height hanging locker with two banks of two drawers in lieu of day lounge ☐ \$8,180

TIMBER FINISHES

Enviro Walnut - Satin ☐ STD

Change STD Satin timber finish to;
- Enviro Teak - Satin ☐ ☐ N/C
- Enviro Oak - Satin ☐

Change from a Satin to a Gloss finished
- Enviro Walnut - Gloss ☐ ☐ \$18,850
- Enviro Teak - Gloss ☐
- Enviro Oak - Gloss ☐

OPTIONS

BENCH TOPS

Solidsurface - Aspen	<input type="checkbox"/>	STD
----------------------	--------------------------	-----

Change STD bench top Solidsurface selection to;

- Solisurface Bianco	<input type="checkbox"/>	<input type="checkbox"/>	\$1,430
- Solidsurface Nebbia	<input type="checkbox"/>		
- Solidsurface Calacatta Neue	<input type="checkbox"/>		

INTERNAL FLOORING

Karndean galley flooring selection

- Niveus	<input type="checkbox"/>		
- Birch	<input type="checkbox"/>	<input type="checkbox"/>	N/C
- Talpa	<input type="checkbox"/>		
- Marron Elm	<input type="checkbox"/>		

Karndean flooring to entire saloon in lieu of carpet	<input type="checkbox"/>	\$9,880
--	--------------------------	---------

Karndean flooring to all internal steps and companionway outside of cabins in lieu of carpet (note cabins must remain carpet)	<input type="checkbox"/>	\$10,580
--	--------------------------	----------

