

Maritimo Price List - EX241-2

M600 OFFSHORE MOTOR YACHT - Black Edition



Maritimo®

M600 OFFSHORE MOTOR YACHT - Black Edition

Pricing effective between 2-Sep-2024 to 28-Jun-2025

All prices in Australian Dollars

Client:

Date:

Address:

Boat #:

Sales Agent:

STARTING BOAT PRICE (AUS)

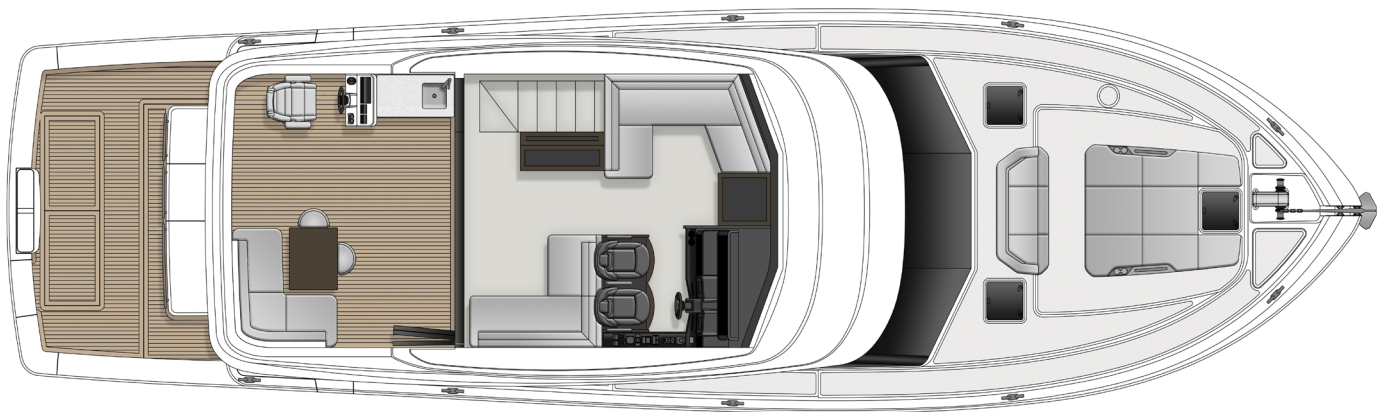
AU \$4,296,000

LENGTH OVERALL	18.57 M	60' 11" FT
HULL LENGTH ISO	18.35 M	60' 2" FT
BEAM	5.220 M	17' 2" FT
DRAFT (subject to fitout and load conditions)	1.523 M	5' 0" FT
DRY WEIGHT (subject to fitout and load conditions)	33,600 KG	74,075 LBS
FUEL CAPACITY	4,550 L	1,200 US GAL
WATER CAPACITY	700 L	185 US GAL
HOLDING TANK CAPACITY	300 L	79 US GAL
SLEEPING CABINS	3 STANDARD	
SLEEPING CAPACITY	6 STANDARD	
ENGINES	2 X VOLVO D13 - 800 MHP TD	
GENERATOR		17.5 kW 50 HZ

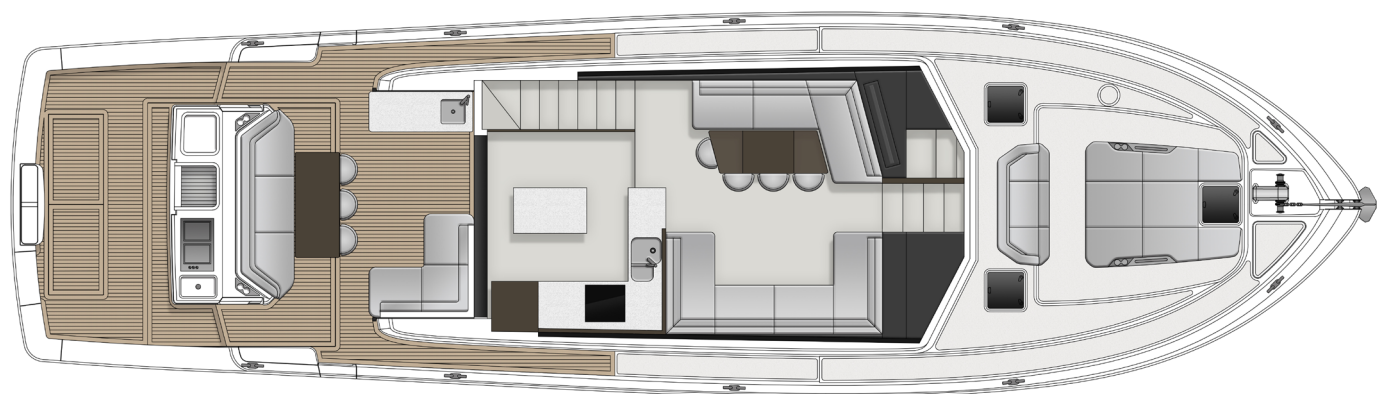
DISCLAIMER | 1 YEAR WARRANTY – 5 YEAR STRUCTURAL

The information contained in this product specification document inclusive of drawings is a guide only and Maritimo and all its' associated entities (Maritimo) will not be held liable for any loss suffered, due to inaccuracy of the information contained in this document by any individual, partnership, corporation and their predecessors, successor, assigns. etc. that solely rely on this information as a basis to make their decisions whether in contract, tort or otherwise. Maritimo reserves the right to change these specifications subject to any reason and at any time it determines, including but not limited to foreign currency exchange rate fluctuations and product availability.

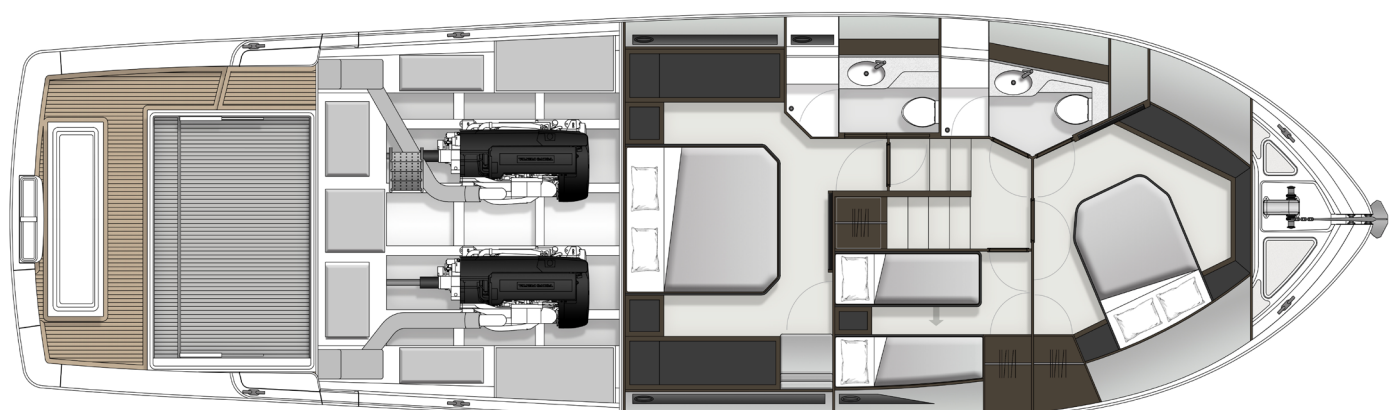
PLANS



FLYBRIDGE



MAIN DECK



LOWER DECK

Note: plans may be shown with some optional features

STANDARD SPECIFICATIONS

AIR CONDITIONING

- Air conditioning to flybridge 2 x 16,000 BTU
- Air conditioning to saloon 2 x 12,000 BTU
- Air conditioning to master stateroom 1 x 12,000 BTU
- Air conditioning to forward stateroom, split to starboard cabin 1 x 12,000 BTU
- Air conditioning to bathrooms
- Air conditioning - windscreen demist

HULL TECHNOLOGY

- Deck and wheelhouse – fibreglass with core
- Flybridge – fibreglass with core
- Fuel tanks integral GRP
- Fully integrated structural hull liner with patented bonding process (GRP)
- Hull - solid fibreglass
- Hull anti-foul (not covered by 5 year structural warranty)
- Main bulkheads free standing fibreglass with core
- Propspeed to propellers, rudders & drive line
- Variable dead rise deep V hull with moulded spray rails
- Water tight collision bulkheads

ENGINEERING

- Acoustic sound insulation
- Ball valves and skin fittings 316 stainless steel below water line
- Bilge pumps - auto - 6 x 1600 GPH
- Controls – single lever electronic single station
- Engine bearers – moulded solid fibreglass
- Engine exhaust risers and aqualift mufflers, water separator to generator with side exit
- Engine instruments – electronic single station
- Engine room air extraction
- Engine room air intake washable filters
- Engine room fire system auto / manual
- Engine room lighting AC off inverter
- External and internal strainers fitted to water intakes
- Flexible engine mounts
- Fresh water heater (AC only) – quick recovery
- Fresh water pump fitted with accumulator tank
- Fresh water tank and separate water filter for galley
- Fresh water tap in engine room
- Fuel filters – primary filters for each main engine and generator
- Fuel lines – approved rubber. All fittings swaged
- Fuel tanks (GRP) with sight gauge
- King Starboard floor between engines
- Lazarette ventilation
- Power steering – Tiller system with emergency locking pins
- Propellers computer machined Nibral 5 blade
- Rudders and bronze struts
- Shaft seals - dripless, with spare seals
- Shafts – 2 ¼” duplex – stainless steel
- Smoke detectors x 5, master and fwd staterooms, stb cabin, saloon and flybridge
- Thruster – bow and stern thruster incl. hand held remote
- Toilet holding tank
- Trim tabs – hydraulic

ELECTRICAL

- Batteries House - house bank - 4 x 200 Ah
- Batteries Start - 2 x port, 2 x starboard start - 900cca
- Battery charging: inverter charger 4 kW - 100 Amp charger
- Battery switching - dedicated engine batteries isolate each engine
- Paralleling switches link systems for starting and charging
- Bonding system - 1 x large anode. Tinned bonding wire to skin fittings and heavy bonding between main engines and generator
- Earthing - RCD fitted to all sub circuits. Polarity warning device on shore power and power points - 1 x galley, 1 x master cabin, 1 x forward cabin, 1 x flybridge, 1 x wet bar
- Electrical panels - dedicated DC panels for accommodation deck and flybridge. Load sharing AC panels
- Electrical wiring - tinned wiring where applicable coded and labeled
- Fuel gauge to electrical panel
- Generator - fitted with sound shield and 24 volt charging alternator with water separator to exhaust
- Inverter supplies multiple power points, fridge, TVs and stereos
- Navigation lights
- Self contained fire suppression system to electrical panel
- Solenoid pack for auto pilot
- Vimar AC outlet / USB charger to master & forward staterooms x 2, starboard cabin x 1, helm x 1, galley x 1 and saloon x 1
- Water gauge at electrical panel

MAIN DECK

- Anchor - self stowing 40kg stainless steel anchor with 60 metres of 10mm chain and heavy duty bow roller self loading
- Black - upper and lower fwd window mullions
- Bow stowage locker with freshwater tap
- Electric horn
- Finish - forward side decks and trunk cabin in non skid GRP
- Fuel filler on port and starboard sides
- Hatches x 3 - escape hatches including roller blinds
- LED lights to boarding steps and external walk around steps port & stbd (total 6)
- Rails - stainless steel, bow and grab rails
- Stainless steel cleats bow, spring and stern – total 8
- Sullage pump out situated in cockpit coaming
- White PVC high-impact rubbing banding with stainless-steel insert
- Winch - Muir Jaguar reversible 24 volt heavy duty horizontal winch with fore deck and flybridge controls

STANDARD SPECIFICATIONS

FLYBRIDGE

- AC and DC control panel
- Access - internal staircase from salon
- Aft helm station to flybridge; includes moulded GRP console, engine control's, steering wheel and helm seat on pedestal
- Awning (white) to rear flybridge hardtop
- Balcony bar module - **Black Edition** two door wet bar to port side includes; sink, rubbish bin, Solidsurface top and storage (can option a bar fridge)
- Deck hatches x 4 (2 x forward interior with blinds and 2 x exterior)
- Doors - bi-fold glass doors, full width **Black Edition**, leading to balcony
- Drink holders x 2 on console
- Internal entertainment unit
- Flooring internal - wool carpet (Action Back - Stone)
- Flooring external - GRP non skid
- Helm seat x 2 - **Black Edition** - electric up/down, fore/aft, recline and heating on timber box with footrests
- Helm station - **Black Edition** design - fully equipped with steering, engine controls, engine instrumentation, bow and stern thruster control, trim tab controls, winch up/down controls, compass, 1 x navigation down light
- LED ceiling lights
- Lounge - forward cruising in Contemporary Style
- Lounge - aft entertainment in Contemporary Style
- Rear flybridge rail - stainless with GRP moulded rail Panavision infill
- Rod holders x 8 to flybridge rail
- Mounting positions for optional navigation dome / radar
- Muir chain counter readout only
- Search spotlight with remote control
- Side table - **Black Edition** forward cruising lounge side table with drawer
- Windows - fixed tinted and toughened glass
- Windscreen wiper and washer x 3 with intermittent wiper control

GALLEY

- Bench tops - solidsurface
- Dishwasher - drawer washer
- Doors - sliding glass doors leading to cockpit
- Drawers for plates, cutlery and pans etc
- Flooring - Karndean
- Galley overhead cupboards to starboard side (**Black Edition Design**)
- Galley splashback to be Solidsurface and galley island bench to have Solidsurface waterfalls (**Black Edition Design**)
- Ice maker and storage to port side
- Island bench with solidsurface top and cupboards below
- LED ceiling lights
- Overhead cupboards - **Black Edition** overhead galley cupboard design to starboard side
- Pantry - slide out
- Premium Cook Top - 4 burner
- Premium Combination Microwave Oven
- Premium Refrigerator / Freezer - 2 Door (AC)
- Rangehood

- Rubbish receptacle
- Sink and tap - **Black Edition** - stainless steel twin sink with new pull out mixer tap and cupboard below

SALOON

- Blinds - Shangri La Silhouette roller blinds to side windows and aft doors
- Cabinet - **Black Edition** glasses cabinet to fwd galley
- Cabinet - **Black Edition** liquor cabinet to base of stairs
- Dinette table - designed table on fixed pedestal to port
- Flooring - wool carpet (Action Back - Stone)
- Internal staircase to flybridge
- Lounge - U-shaped, leather upholstered, starboard
- Lounge - L-shaped, leather upholstered, port
- Lounges in Contemporary Style
- LED ceiling lights
- Windows - fixed tinted and toughened glass

MASTER STATEROOM

- Bed - king size island berth with inner spring mattress and sewn pillow top
- Bed head - upholstered
- Bedside drawers
- Blinds - Shangri La Silhouette roller blinds to port and starboard windows
- Day lounge - leather upholstered in Contemporary Style
- Drawer units - port and starboard
- Flooring - wool carpet (Action Back - Stone)
- Flooring ensuite - Karndean (shower base GRP)
- Full beam master
- Hanging locker - full height hanging locker to entrance (cedar lined)
- Hanging locker - half height forward hanging locker (cedar lined)
- LED ceiling lights
- Master ensuite - fresh water flush toilet, shower with automatic pump, frameless glass shower screen, opening port with cover, vanity with mirror, solidsurface bench top, towel rails, robe hooks and LED down lights
- Mirror - full height
- Panoramic hull windows with opening port lights
- Portside storage (**Black Edition**) into aft end of standard drawer sets, to include a pull out lid

STANDARD SPECIFICATIONS

FORWARD STATEROOM

- Bed - queen size, offset island berth with inner spring mattress, sewn pillow top and lift up storage. **Black Edition** lowered bed design with under bed set-up for future storage and charging of a stick vacuum
- Bed head - upholstered
- Bed side tables
- Deck hatch with blind
- Drawer unit to forward front cabin - **Black Edition** design
- Flooring - wool carpet (Action Back - Stone)
- Flooring ensuite - Karndean (shower base GRP)
- Hanging Locker- full height locker to starboard side
- Guest bathroom - shared with companionway - fresh water flush toilet, shower with automatic pump, frameless glass shower screen, vanity with mirror, LED down lights, solidsurface bench top, deck hatch with blind, towel rails and robe hooks
- LED ceiling lights
- Mirror - full height
- TV - 43" LED (fixed)
- Wall lights

STARBOARD CABIN

- Beds - twin single, side by side - **Black Edition** upgrade to manually slide together
- Blind - roller blind to starboard window
- Deck hatch with blind and integrated emergency escape ladder
- Flooring - wool carpet (Action Back - Stone)
- Hanging locker - full height
- LED ceiling lights
- Mirror - full height
- Panoramic hull window
- Wall lights

UPPER COCKPIT

- Access hatch with steps to engine room
- Actuators - electric actuators to euroboot
- Awning (white) - **Black Edition** designed awning to cover forward facing seat
- **Black Edition** larger designed cockpit module, set back on deck to increase upper cockpit floor space
- Fresh water tap
- **Black Edition** designed forward facing seat with white cover
- LED lighting
- **Black Edition** designed fixed cockpit table to forward facing seat on stainless steel twin pedestals with white cover
- Rope lockers - port and starboard (**Black Edition** size)
- Teak laid decking to upper cockpit
- Transom gates - **Black Edition** (GRP) port and starboard gates to upper cockpit

LOWER OFFSHORE COCKPIT

- Cockpit floodlights x 2 mounted to aft end of hardtop
- Cockpit shower hot and cold
- Dockside water fitting
- High power LED floorlights x 2
- Lower cockpit entertainment unit - **Black Edition** designed with;
 - plate fridge
 - access door to lazarette
 - large Epicure stainless steel BBQ AC volt with safety switch (600 x 325) and controls on top
 - sink
 - GPO
- Insulated fish bin with gulpa pump
- Live bait tank with circulating pump, window and light
- Manual folding swim ladder
- Pop-up fender cleat port & stbd sides
- Rod holders - heavy tackle rod holders x 6
- Teak laid decking
- Twin shore power inlets 2 x 16 amp

GENERAL

- Boat hook
- **Black Edition** pull-out laundry drawer to companionway
- **Black Edition** upgraded headliner panels (Ocean Pebble) to the ceiling of the cockpit, flybridge balcony, flybridge and salon
- **Black Edition** bathroom chrome fittings
- Docking lines x 4
- Fenders x 4
- Flooring engine room - U-Deck to engine room floor and steps
- Fresh water hose coil
- Hand held fire extinguishers 1kg x 3
- Owners pack
- Set of flares, life jackets and coastal safety gear
- Shore power leads x 2

STANDARD SPECIFICATIONS

ADDITIONAL INCLUSIONS

- TVs - fit air antenna, cabling, GPO mounts & lifts for saloon & flybridge for dealer install of TVs. Factory to install master & forward stateroom wall mounted (AUS) TVs
- Apollo Entertainment System with premium Krix speakers and sub woofer to saloon
- Cockpit speakers - 2 x Krix speakers with fixed remote
- Flybridge (internal) speakers - 2 x Krix speakers, sub woofer and fixed remote
- Upgrade to Mood Lighting Package (interior and exterior)
- Dimmers to Mood Lighting zones
- Flybridge interior window covers, front & side triangle windows (black Breezeway)
- Flybridge Shangri La Silhouette roller blinds to flybridge port and starboard windows and rear door
- Panoramic sliding windows to flybridge
- Panoramic sliding windows to saloon
- Starboard Cabin - single beds to slide together to form a double bed
- Upgrade entire bathroom flooring to Solidsurface (shower / ensuite)
- Standard Soft Furnishings Package with TTDS (total 4hrs consultation time)
- Stainless steel cockpit rails - suitable for tying fenders
- Credit safety equipment - Export only
- Forward and aft hull windows (total 6)
- Additional port holes x 3 - starboard cabin x 1, master stateroom x 2 going forward on the port and starboard sides (total 6)

OPTIONS

ENGINE UPGRADES

Volvo D13 - 1000 mhp - ZF	NET	<input type="checkbox"/>	\$ POA
Volvo D13 - 1000 mhp - TD	NET	<input type="checkbox"/>	\$ POA
Scania DI13 - 900 mhp - TD	NET	<input type="checkbox"/>	\$ POA
Scania DI16 - 1150 mhp - TD	NET	<input type="checkbox"/>	\$ POA

HELM

Engine controls - Volvo - portside flybridge aft deck	NET	<input type="checkbox"/>	\$12,305
Engine controls - Volvo - port side cockpit	NET	<input type="checkbox"/>	\$12,305
Engine controls - Twin Disc / ZF	NET	EACH <input type="checkbox"/>	\$19,140
Yacht Controller - dual band with hand held remote		<input type="checkbox"/>	\$26,335

PAINT

Painted Hull - polyurethane - includes boot top		<input type="checkbox"/>	\$67,730
<input type="checkbox"/> non metallic	<input type="checkbox"/> metallic		
Painted Hartop polyurethane - includes domes & masts in non-metallic		<input type="checkbox"/>	\$32,630
<input type="checkbox"/> non metallic	<input type="checkbox"/> metallic		
Paint radar, domes & mast - Black (non-metallic)		<input type="checkbox"/>	\$3,380

HULL TECHNOLOGY

Additional long range fuel tank - transverse integral fuel tank to fwd end lazarette, transfer pump (1000 litres approx.)	<input type="checkbox"/>	\$30,720
---	--------------------------	----------

DAVITS

Foredeck - 350kg Compact Davit - 3 function Hydraulic (Slew, Luff & Extension) <i>will reduce your # of people on board by 4 people</i>	<input type="checkbox"/>	\$48,645
--	--------------------------	----------

FORWARD DECK

Forward facing sun lounge (bench seat) Black Edition design and cover	<input type="checkbox"/>	\$9,830
Sun bed Black Edition design and cover, will integrate with future tender install	<input type="checkbox"/>	\$11,210
Sun bed Black Edition design with folding back rest and cover	<input type="checkbox"/>	\$12,305

WATER MAKERS

Idromar IDRO-MC2J 130 litres / hour Water maker with Sand Filter	<input type="checkbox"/>	\$36,405
--	--------------------------	----------

Pre-fit for Dealer installed Watermaker: skin fitting, 240v GPO	<input type="checkbox"/>	\$POA
---	--------------------------	-------

TROPICAL AIR UPGRADE

Add 12,000 BTU Air-conditioner to Saloon	<input type="checkbox"/>	\$11,625
--	--------------------------	----------

OPTIONS

PLATFORM

Hydraulic teak slatted (flow through) swim platform (1050mm / 3' 5") ☐ \$70,330

Fixed teak slatted (flow through) swim platform (1050mm / 3' 5") ☐ \$22,365

1 x 32 amp dock with circuit breaker box to 2 x 16 amp inlets (boat end) lead ☐ \$1,915

1 x 32 amp dock, 3 phase to circuit breaker box and 2 x 32 amp inlets (boat end) lead. Includes 1 x 15 amp dock to 32 amp shorepower (boat end) lead ☐ \$3,045

Additional Vimar AC / USB / USC charger outlet (details in NSE / CV) EACH ☐ \$770

LIGHTS

Underwater LED lights x 4 aft facing (blue) ☐ \$7,070

Underwater LED lights x 4 aft facing (white) ☐ \$7,070

COVERS

Lower windsreen cover - select colour ☐ STD ☐ STD - White Stamoid or ☐ Black Breezeway ☐ STD

Aft flybridge black Breezeway enclosure - 3 sides, roll up, incl. 1/4 panel clears ☐ \$13,545

Aft flybridge clear enclosure - 3 sides, roll up, 1/4 panel clears ☐ \$15,915

Flybridge **Black Edition** 1/4 panel clears ☐ \$3,935

Flybridge **Black Edition** rear awning - select colour ☐ STD ☐ STD - white ☐ black ☐ STD

ELECTRICAL

Upgrade house & start batteries to AGM Full River ☐ \$9,045

Sat TV6 KVH ☐ \$19,655

TV6 Dummy Dome ☐ \$3,845

Seaview flybridge mast for radar and satellite TV ☐ \$5,455

Install owner supplied Starlink Marine Package which must incorporate a 25M Starlink cable ☐ \$3,245

or Install owner supplied 25M Starlink cable for future owner install of Starlink Marine Package ☐ \$1,230

Upgrade interior GPOs ONLY to International Multi Region GPOs ☐ POA

Cockpit black Breezeway enclosure - 3 sides, roll up, incl. 1/4 panel clears ☐ \$11,050

Cockpit clear enclosure - 3 sides, roll up, incl. 1/4 panel clears ☐ \$13,420

Cockpit **Black Edition** 1/4 panel clears ☐ \$4,515

OPTIONS

COCKPIT

Bi-fold doors to galley	<input type="checkbox"/>	N/C
Upper cockpit lounge - Black Edition starboard L-shaped lounge seating with white cover	<input type="checkbox"/>	\$15,160
Upper cockpit lounge - Black Edition port lounge seating with white cover	<input type="checkbox"/>	\$9,985
Upper Cockpit Portside bar module - Black Edition ; Three door wet bar with sink, rubbish bin, Solidsurface top and storage below. <i>Storage space to suit a selected option of a bar fridge and ice maker or storage</i>	<input type="checkbox"/>	\$9,005
Bar Fridge to portside wetbar		\$4,760
Icemaker to portside wetbar		\$5,260

LOWER OFFSHORE COCKPIT & FISH ITEMS

K'archer pressure cleaner, one outlet with hose to reach bow	<input type="checkbox"/>	\$5,355
Reelax game chair (130 lb)	<input type="checkbox"/>	\$22,590
Rod holders - heavy tackle rod holders x 6	<input type="checkbox"/>	STD
Reelax Game poles - Mini 1000, 6.5 M, black includes silver tips and rigging kit	<input type="checkbox"/>	\$10,315
Tuna tubes x 2 fitted to coaming	<input type="checkbox"/>	\$6,225
Slimy tubes x 2 fitted to coaming-	<input type="checkbox"/>	\$5,625
GRP slimy tubes x 2 remote mount	<input type="checkbox"/>	\$4,725
Deck flood pump to cockpit with 4m hose	<input type="checkbox"/>	\$3,390
High volume bilge pumps to cockpit x 2	<input type="checkbox"/>	\$890

FLYBRIDGE

Electric sunroof to flybridge hardtop with blind	<input type="checkbox"/>	\$26,145
Flybridge head; internal entry, toilet, window with blind, sink with hot & cold water and Solidsurface flooring	<input type="checkbox"/>	\$38,755
<i>Delete & credit STD</i> aft helm station to flybridge balcony; includes moulded GRP console, engine control's, steering wheel and helm seat on pedestal	<input type="checkbox"/>	\$ POA
Bar fridge to flybridge balcony bar module in lieu of storage	<input type="checkbox"/>	\$4,760
Ice Maker to external flybridge bar module	<input type="checkbox"/>	\$5,260
Flybridge balcony Black Edition L-shaped seating to starboard side with white cover	<input type="checkbox"/>	\$13,800
Flybridge balcony table on stainless steel pedestal and base with white cover to the starboard L-shaped seating	<input type="checkbox"/>	\$4,360
Upgrade flybridge blinds to rechargeable battery operated electric roller blinds to the port and starboard windows and rear door	<input type="checkbox"/>	\$3,345
Teak laid decking to flybridge exterior aft balcony	<input type="checkbox"/>	\$19,425
Double fold out sofa bed to flybridge aft entertainment lounge (modify lounge - no longer L-shaped)	<input type="checkbox"/>	\$6,295
Ottoman with storage	EACH <input type="checkbox"/>	\$1,990
Ottoman - fold out table with storage	EACH <input type="checkbox"/>	\$2,230

OPTIONS

SALOON AND GALLEY

Wine Fridge to galley

Under stairs ☐ ☐ \$8,180
(not when twin drawer fridge selected)

To island bench facing port side ☐

Twin drawer fridge under stairs - select combination

Fridge / Fridge ☐ ☐ \$6,980
Freezer / Freezer ☐

Ottoman with storage EACH ☐ \$1,990

Ottoman - fold out table with storage EACH ☐ \$2,230

OTHER

Bosch Washer / Dryer combo - lower companionway ☐ \$6,515

Bosch Washer - lower companionway ☐ \$5,015

Bosch Dryer - master entry ☐ \$3,840

Upgrade STD blinds to saloon and master stateroom to **Black Edition** rechargeable battery operated electric roller blinds ☐ \$4,855

Custom soft furnishings package ☐ \$POA

CABINS

Master Stateroom - Starboard side Option 1 - one bank of two drawers and a top slide out computer/ vanity with std day lounge ☐ \$825

Master Stateroom - Starboard side Option 2 - Two banks of three drawers, aft day lounge shortened ☐ \$6,030

Master Stateroom - Starboard side Option 3 - Three banks of three drawers in lieu of day lounge ☐ \$6,030

Master Stateroom - Starboard side Option 4 - Three banks of drawers - and a hollow section with slide out computer / vanity in lieu of day lounge ☐ \$6,030

Master Stateroom - Starboard side Option 5 - Full height hanging locker with two banks of two drawers in lieu of day lounge ☐ \$8,180

TIMBER FINISHES

Enviro Walnut - Satin ☐ STD

Change STD Satin timber finish to;

- Enviro Teak - Satin ☐ ☐ N/C
- Enviro Oak - Satin ☐

Change from a Satin to a Gloss finished

- Enviro Walnut - Gloss ☐ ☐ \$18,850
- Enviro Teak - Gloss ☐
- Enviro Oak - Gloss ☐

OPTIONS

BENCH TOPS

Solidsurface - Aspen	<input type="checkbox"/>	STD
----------------------	--------------------------	-----

Change STD bench top Solidsurface selection to;

- Solidsurface Bianco	<input type="checkbox"/>	<input type="checkbox"/>	\$1,430
- Solidsurface Nebbia	<input type="checkbox"/>		
- Solidsurface Calacatta Neue	<input type="checkbox"/>		

INTERNAL FLOORING FLOORING

Karndean galley flooring selection

- Niveus	<input type="checkbox"/>		
- Birch	<input type="checkbox"/>	<input type="checkbox"/>	N/C
- Talpa	<input type="checkbox"/>		
- Marron Elm	<input type="checkbox"/>		

Karndean flooring to entire saloon in lieu of carpet	<input type="checkbox"/>	\$9,880
--	--------------------------	---------

Karndean flooring to internal flybridge in lieu of carpet	<input type="checkbox"/>	\$10,010
---	--------------------------	----------

Karndean flooring to all internal steps and companionway outside of cabins in lieu of carpet (note cabins must remain carpet)	<input type="checkbox"/>	\$10,580
--	--------------------------	----------

